



Følg snoren og skriv tallet på det mad som musene får.


A maze activity for mice. On the left, three mice are shown with empty boxes next to them. On the right, three types of food are shown with numbers: a sausage (4), a candy (5), and a slice of cheese (6). The maze is a complex path of lines connecting the mice to the food.

Følg snoren og skriv tallet på den snemand, som børnene har lavet. Lav en cirkel om det barn der har lavet den lille snemand.

A maze activity for snowmen. On the left, three children are shown with empty boxes next to them. On the right, three snowmen are shown with numbers: a snowman with a broom (4), a snowman with a broom (5), and a snowman with a broom (6). The maze is a complex path of lines connecting the children to the snowmen.



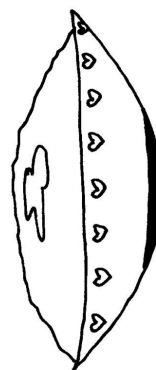
Følg snoren og skriv tallet på den skål nissegrød nisserne får. Lav en cirkel om den nisse der får den mindste skål.




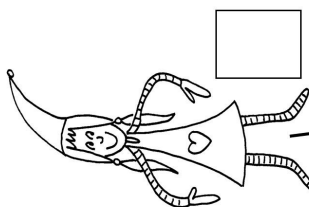

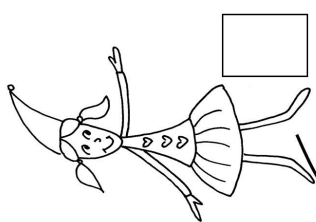
1

2

3






Følg snoren og skriv tallet på den gave som nisserne får. Lav en cirkel om den nisse der får den store gave.



1

2

3





Følg snoren og skriv tallet på de fisk kattene får.  
Lav en cirkel om den kat der får den største fisk.

The maze consists of a central area with three paths leading to cats on the left and three paths leading to fish on the right. The paths are labeled with numbers 7, 8, and 9. The number 7 is on the left, 8 is in the middle, and 9 is on the right. Each path is a single continuous line that winds through the maze. The paths lead to three cats on the left and three fish on the right. The fish are of different sizes, with the largest fish being the one on the right labeled with the number 9.